

LED TEMPORARY WORK LIGHT

LED TEMPORARY WORK LIGHT


Outstanding lighting quality
Convenient & professional
No fan Passive cooling solution
360 degree Beam Angle lighting
Energy saving, long lifespan

Features

150W available
Efficient heat dissipation
Plug-n-Play design
On-off controller
ETL Approved
150LM/W SMD2835 Chips
5 years warranty
AC100~277V,50~60Hz
360 degree Beam Angle
6KV high voltage surge protection
Suitable for dry and damp locations
Hollow heatsink increase air flow
No magnetic disturbance driver design



On-off controller



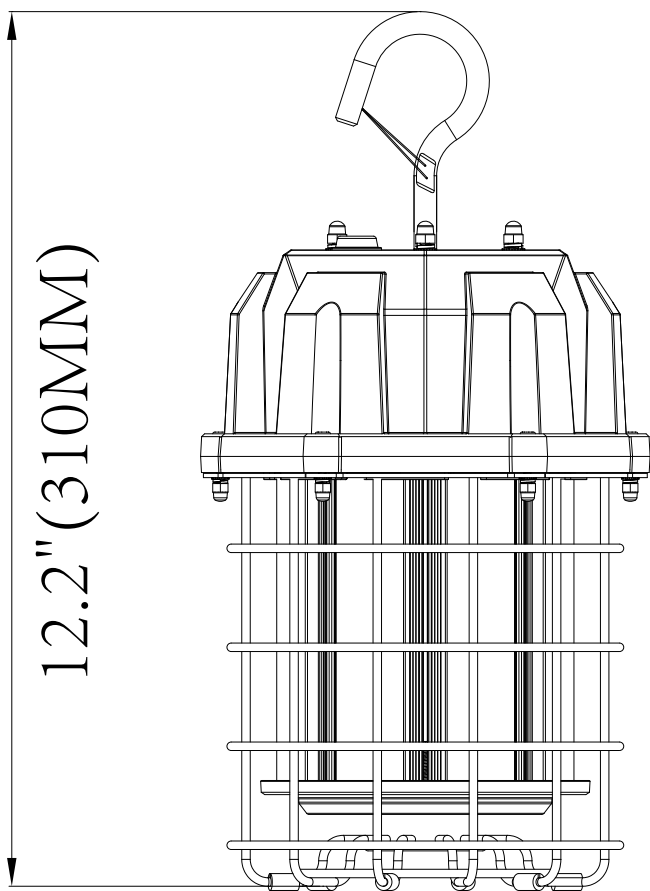
Hollow heatsink
increase air flow

Applications

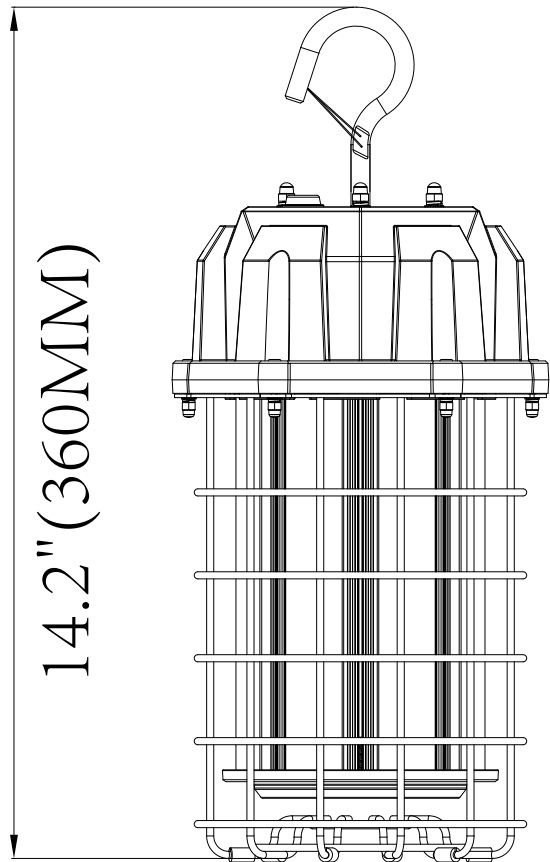
LED Temporary Work Light series can be widely used in warehouses, wharf, factories and workshops, highway toll stations, gas stations, mine, etc.

Series	Lumens	Base	Beam Angle (Degree)	Electrical Data	LED Type	Color temperature	Color rendering index
TWL-60W	9000LM	3 pin wires	360 degree	Input Voltage 100-277V 50~60Hz Power Factor(%) >90	SMD2835 chips	WW 2800~3000 K NW 4000~4500 K DW 5000~5500 K CW 6000~6500 K	80 80 CRI
TWL-80W	12000LM	3 pin wires					
TWL-100W	15000LM	3 pin wires					
TWL-125W	18750LM	3 pin wires					
TWL-150W	22500LM	3 pin wires					

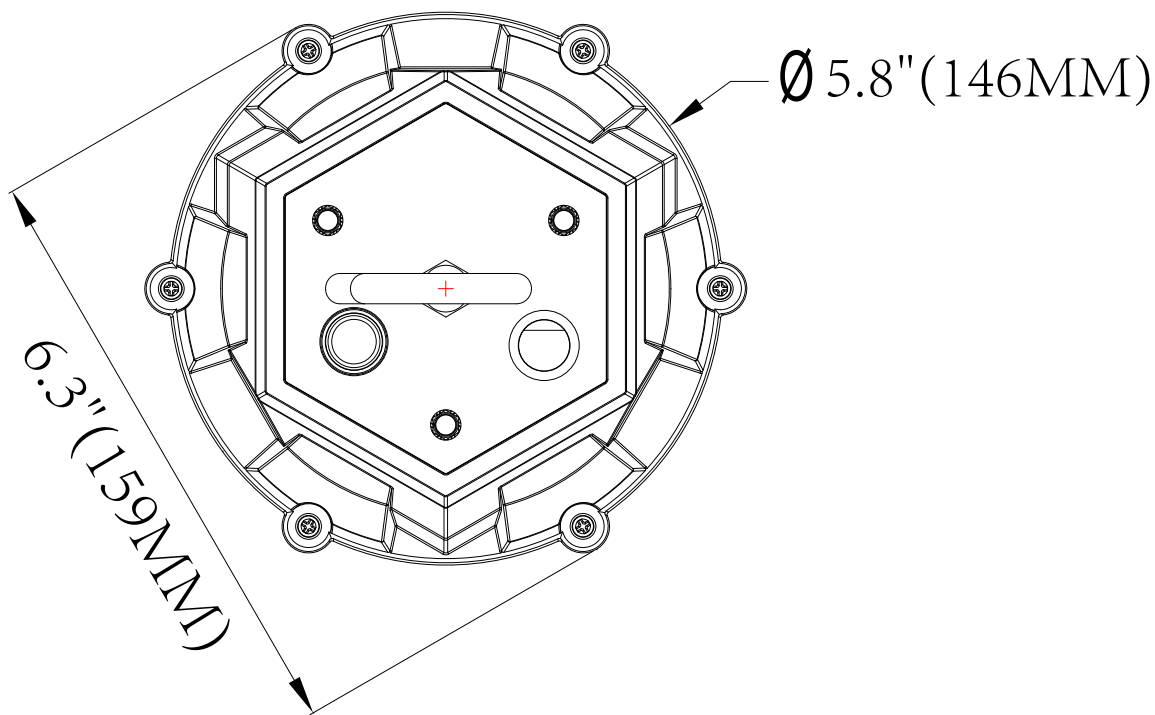
DIMENSIONS



60W,80W



100W,125W,150W



60W,80W,100W,120W,150W

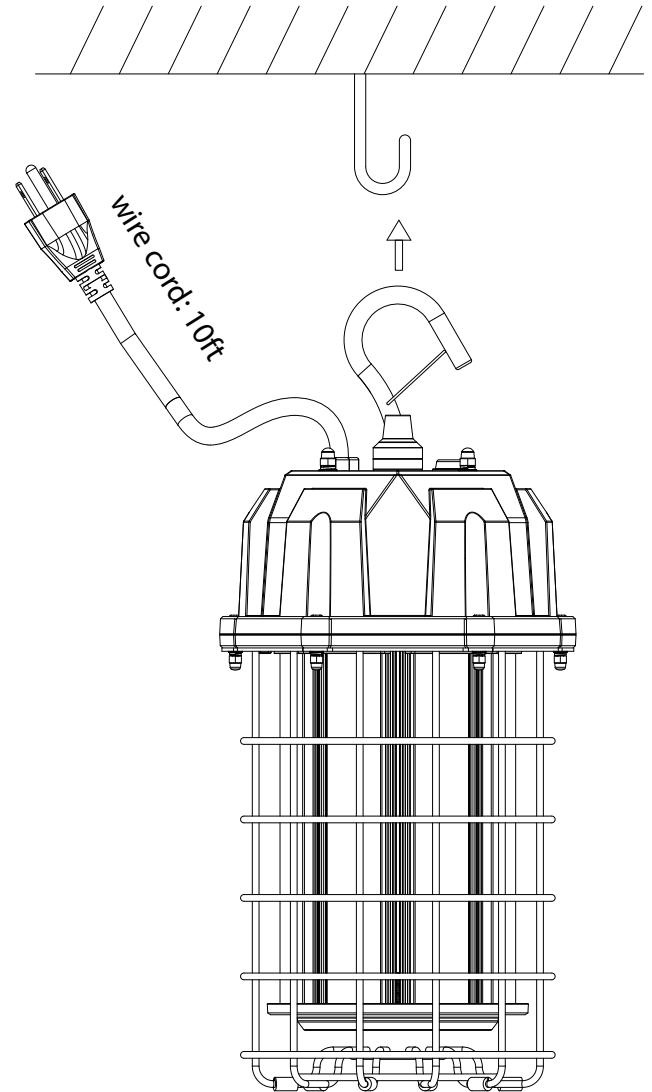
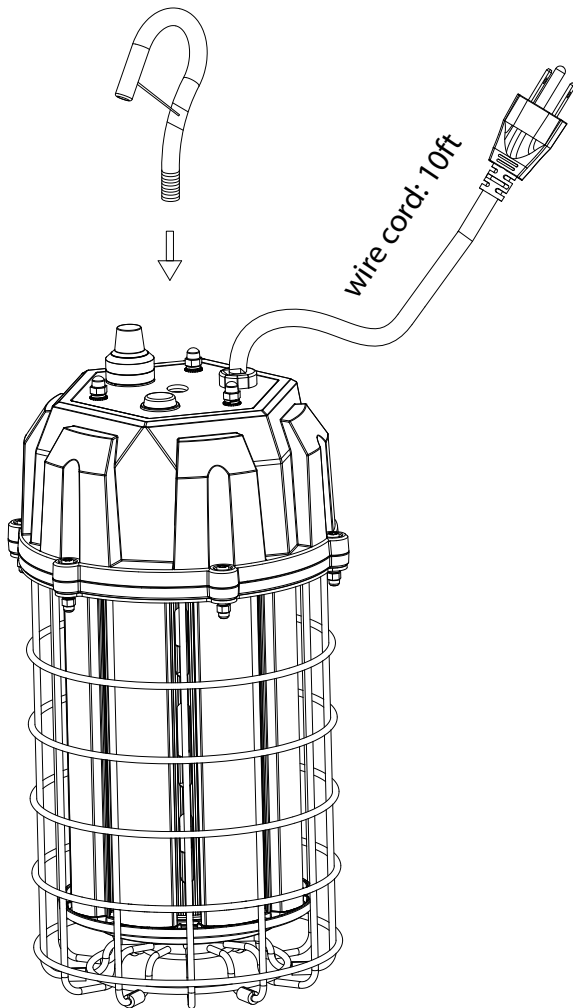
INSTALLATION INSTRUCTIONS

1. Take the LED Temporary Work Light with hook from the package.

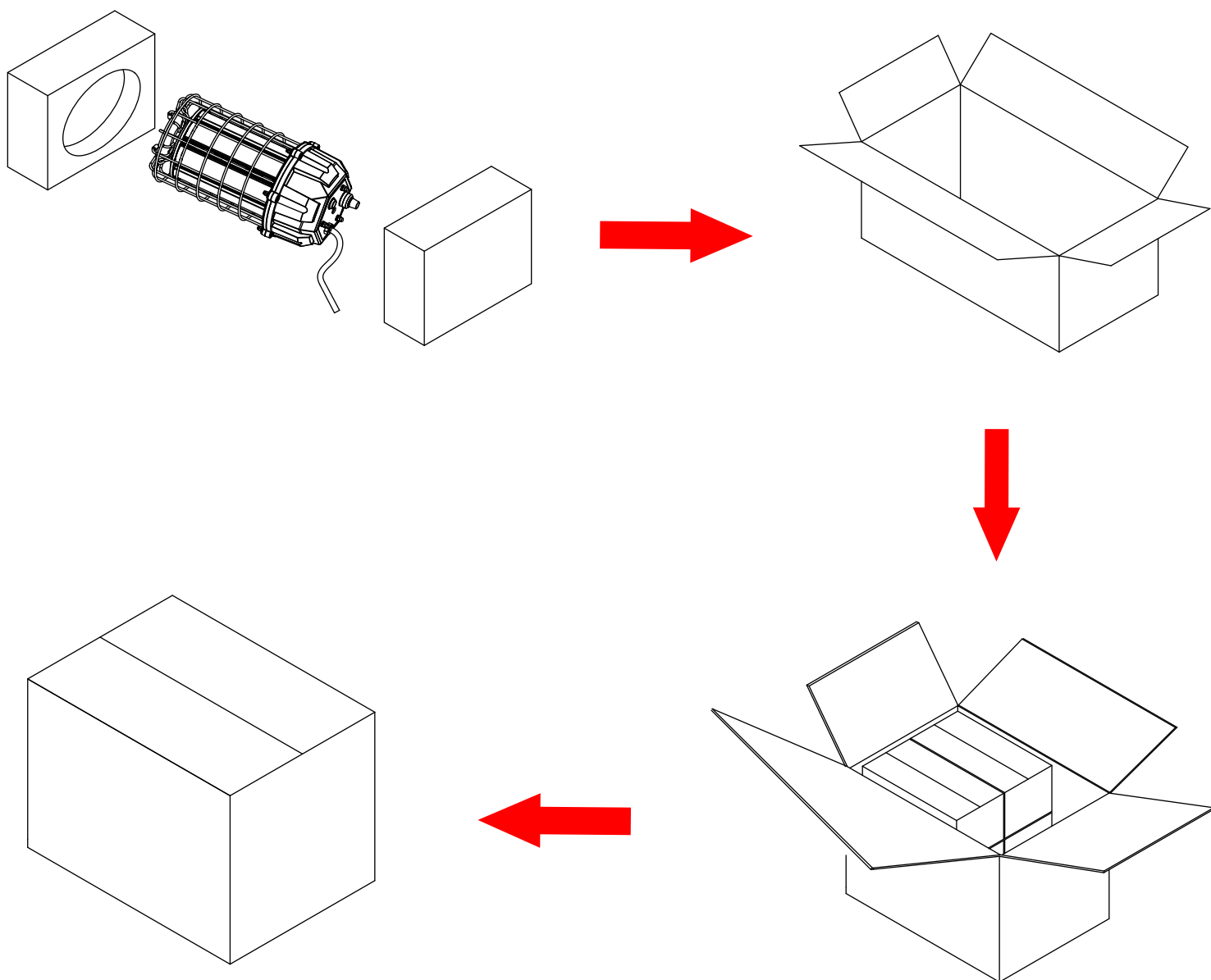
2. Install the hook as illustrated in Figure.

3. Install lamp hooks on reliable hooks or walls.

Hooks and lamps must be firmly and reliably installed.



PACKAGE



Series	Unit	Package Size	Gross weight
NG-TWL-60W NG-TWL-80W	1 Pcs	28.6*20.5*17.8CM	3 KG
	4Pcs	38*35*38 CM	12.8 KG
NG-TWL-100W NG-TWL-125W NG-TWL-150W	1Pcs	33.6*20.5*17.8CM	3.5 KG
	4Pcs	43*35*38 CM	14.8 KG

APPLICATIONS

