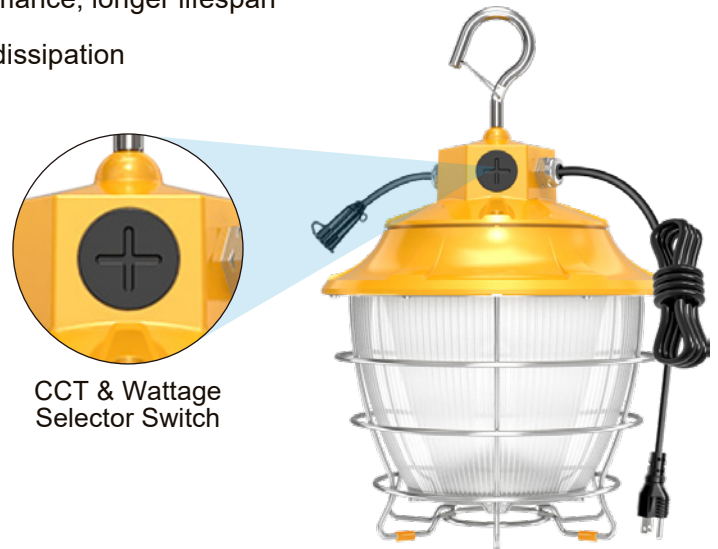


LED PRO TEMPORARY LIGHT

- Available in 60W ~ 100W power range
- Die-casting aluminum shell, great heat dissipation performance, longer lifespan
- Separated power supply and light source for better heat dissipation
- IP65 waterproof dust free
- ETL cETL DLC approved
- Unique and exquisite appearance design
- Lightweight design with high output
- 120 degree light distribution
- 10ft US plug accepts customized extension cords
- Linkable up to 800W Max
- Protected with anti-scalding cover
- Adjustable power: 60%/ 80%/ 100%
- Adjustable CCT: 4500K/ 5000K/ 5700K
- 5-Year warranty

*Optional:

- * Adjustable CCT and power
- * Built-in dusk-to-dawn photocell sensor



Linkable up to 800W Max:



Applications

Widely used in warehouses, tunnels, ports, wharfs, factories, exhibition halls, workshops, highway toll stations, gas stations, mines, construction sites and short-term maintenance projects etc.




Tunnel



Mine



Construction site




Port

Series	Lumens	Power	Beam Angle (Degree)	Electrical Data	LED Type	Color temperature	Color rendering index
NG-PTL-60W	9000 Lm	36W/ 48W/ 60W	120 degree	Input Voltage 100-277V 50~60Hz	SMD 3030 240pcs	WW 3000 K	70 70 CRI
NG-PTL-80W	12000 Lm	48W/ 64W / 80W		Total Power(W) 60W/ 80W/ 100W		NW 4000 K	80 80 CRI
NG-PTL-100W	15000 Lm	60W/ 80W/ 100W		Power Factor(%) >90		DW 5000 K CW 5700 K	90 80 CRI

60W/ 80W/ 100W

Weight: 2300g/ 5.07 lbs



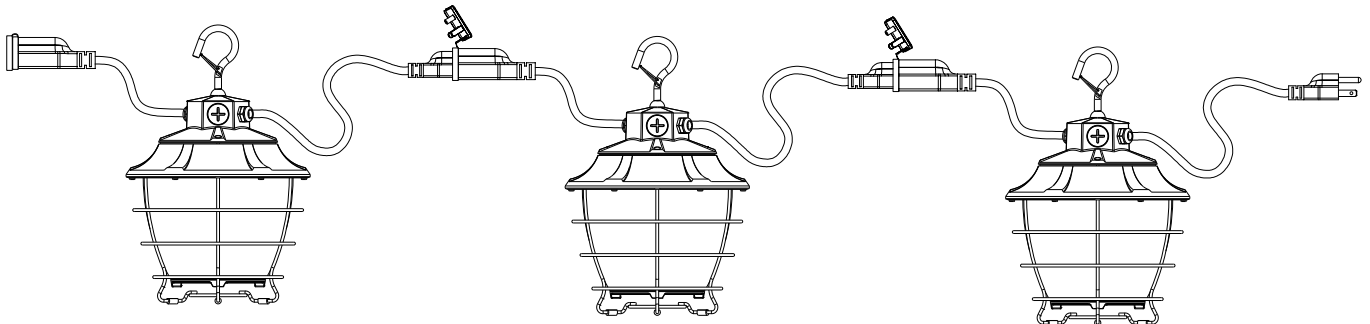
LINKABLE

Open the power cord buckle, connect the plug and socket to make sure two or more lamps are jointed together, and rotate the buckle 90 degrees to make sure the lamps are connected more firm. ✖ Total 800W max. in series connection.

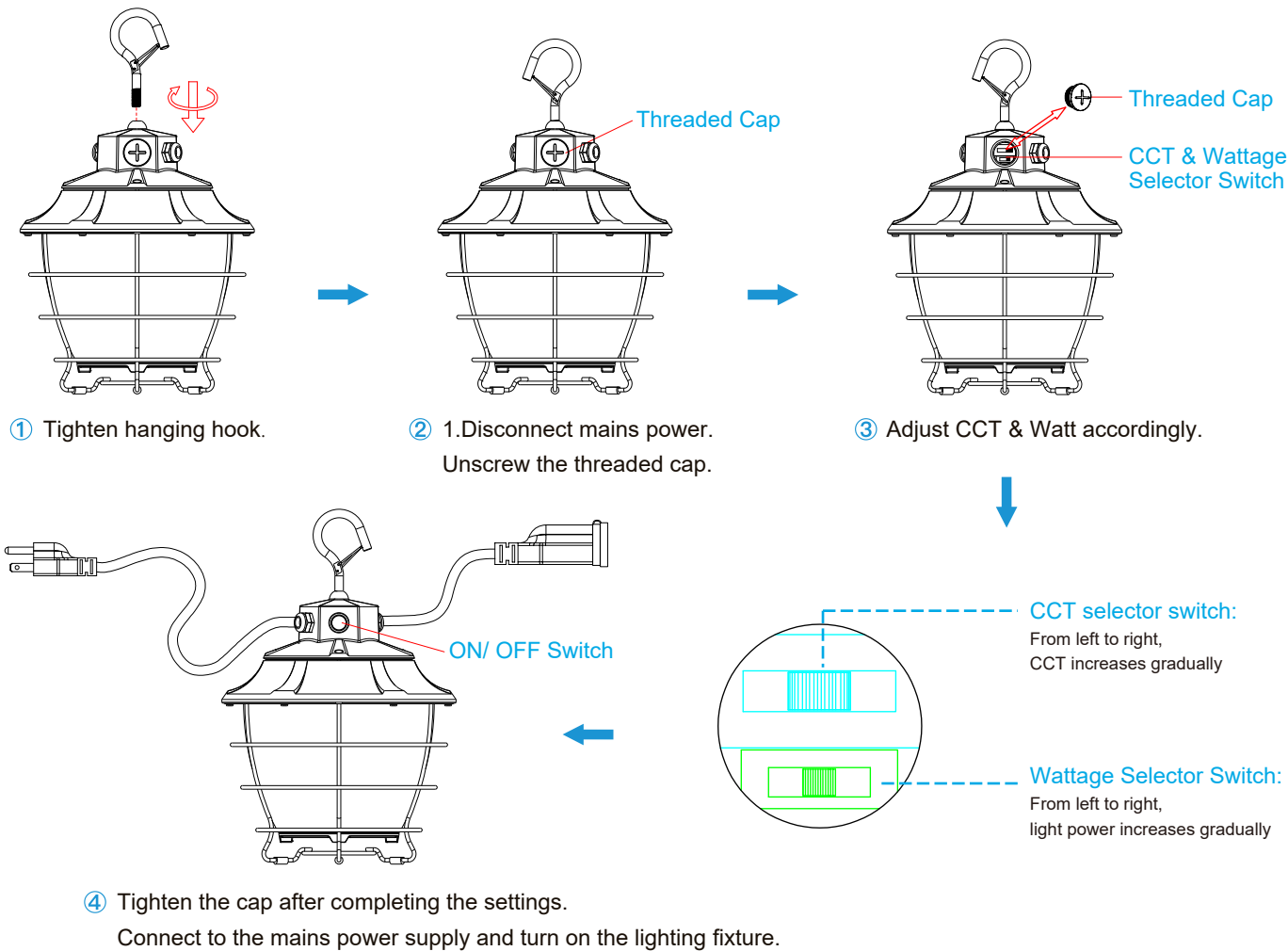
*60W- For only use with this product connect up to 13 bunches

*80W- For only use with this product connect up to 10 bunches

*100W- For only use with this product connect up to 8 bunches



*** IMPORTANT**
READ CAREFULLY BEFORE INSTALLING FIXTURE. RETAIN THESE INSTRUCTIONS FOR FUTURE REFERENCE.
NGTLIGHT fixtures must be wired by qualified electrician. Proper grounding is required for safety.
Make sure power is OFF before installing or maintaining fixture.
CAUTION: Be sure fixture temperature is cool enough to touch. Do not clean or maintain while fixture is energized.
Application: Suitable for construction sites or any other location requiring a temporary light string.



How to adjust the temperature of the light

Warm Notice

- 1. Please turn off the light before adjustable power & CCT.
- 2. Only turn on the light after you finished the power & CCT selection.

CCT Selections:

There are 3 color temperatures available (CW/NW/WW)
Please select the color temperature you prefer before installation

WW	NW	CW
4500K	5000K	5700K

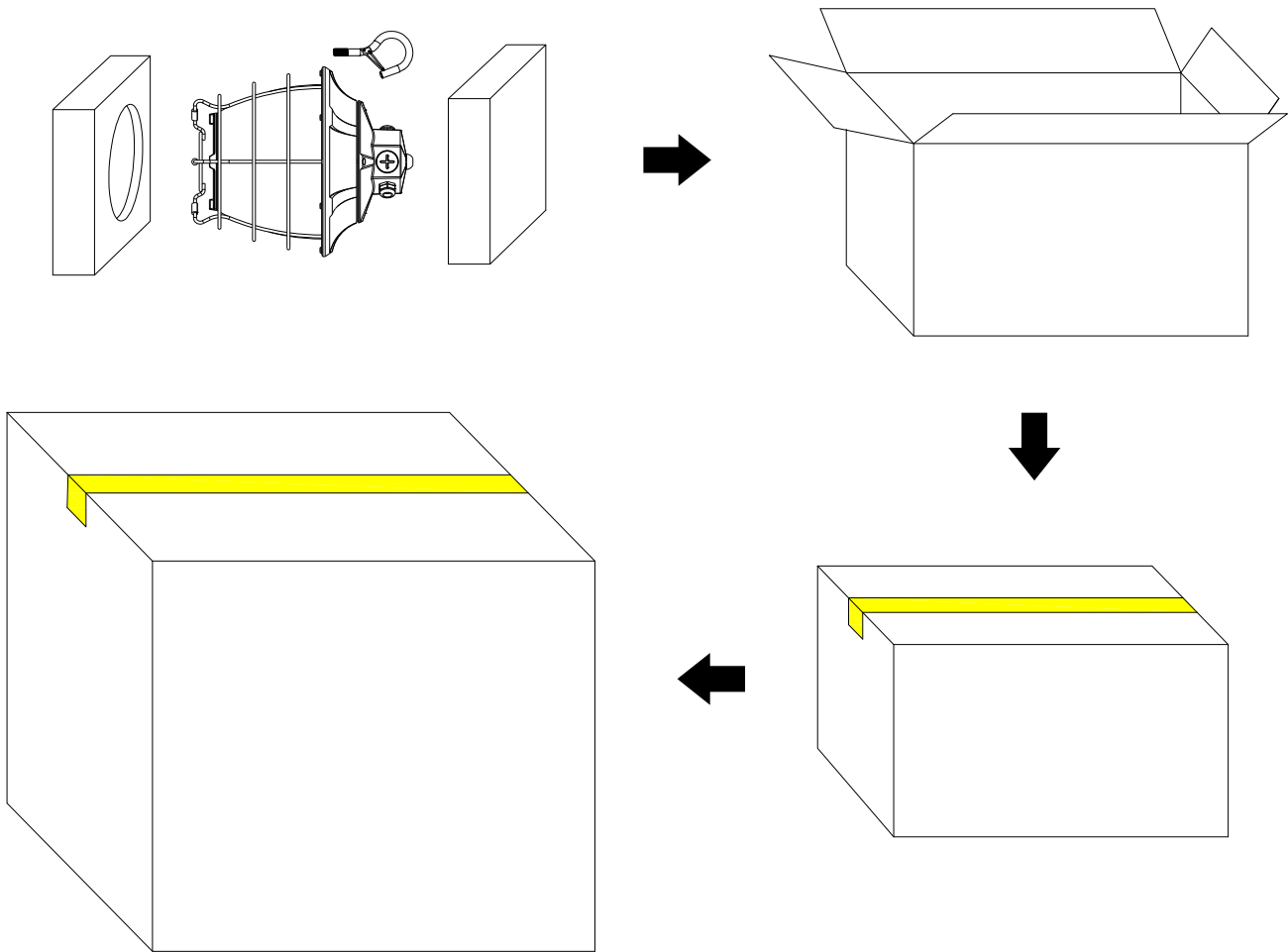
Power Selections:

There are 3 power options (L/M/H), please select the power according to your needs

PTL - 60W	L (60%)	M (80%)	H (100%)
	36W	48W	60W
PTL - 100W	L (60%)	M (80%)	H (100%)
	60W	80W	100W

PTL - 80W	L (60%)	M (80%)	H (100%)
	48W	64W	80W

PACKAGE



POWER	Unit	Size	Gross Weight	Volume
NG-PTL-60W	1PCS	240*240*282mm/ 9.45"*9.45"*11.1"	2.6 kg/ 5.73 lbs	0.016m³
NG-PTL-80W	4PCS	500*500*305mm/ 19.69"*19.69"*12.01"	11.5 kg/ 25.35 lbs	0.076m³
NG-PTL-100W				