

KEY FEATURES

- * Die-casting aluminum shell, great heat dissipation performance, longer lifespan
- * Separated power supply and light source for better heat dissipation
- * Unique and exquisite appearance design
- * Lightweight design with high output
- * 120 degree light distribution
- * US cord+plug, linkable up to 500W Max
- * Protected with anti-scalding cover
- * Adjustable power: 60%/ 80%/ 100%
- * Adjustable CCT: 3000K/ 4000K/ 5000K
- * 5-Year warranty



CCT Adjustable



3000K
4000K
5000K

Power Adjustable



60%
80%
100%



APPLICATIONS

Widely used in warehouses, tunnels, ports, wharfs, factories, exhibition halls, workshops, highway toll stations, gas stations, mines, construction sites and short-term maintenance projects etc.



Tunnel



Mine



Construction site



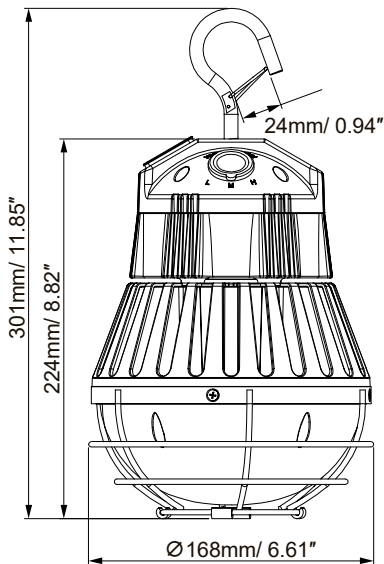
Port

DIMENSIONS

Model	Lumen (±10%lm)	Efficacy (±10%)	Beam Angle	LED/ Qty.	Power (±10%)	Voltage/ Frequency	CRI	PF	CCT	Remarks
NG-LTW-60W	9000	150LM/W	120°	SMD3030 - 108pcs	60W	AC100-277V 50/60Hz	≥80	>0.9	2700K-6000K (Optional)	Fixed CCT
NG-LTW-80W	12000				80W					
NG-LTW-100W	15000				100W					
NG-LTW-60W	9000			SMD3030 - 216pcs (3000K-108pcs) (5000K-108pcs)	60W				3000K/ 5000K	Adjustable CCT
NG-LTW-80W	12000				80W					
NG-LTW-100W	15000				100W					


60W/ 80W/ 100W

Weight:2200g/ 4.85 lbs



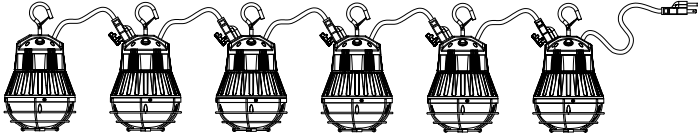
60W/ 80W/ 100W — STRING 52ft

Weight:11000g/ 24.25 lbs



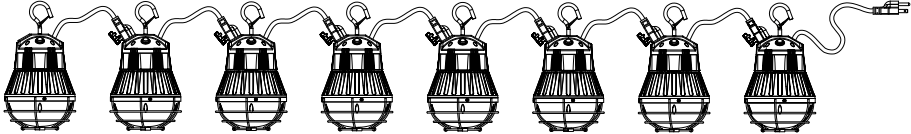
60W/ 80W only — STRING 62ft

Weight:13200g/ 29.10 lbs



60W only — STRING 83ft

Weight:17600g/ 38.80 lbs



LINKABLE

Open the power cord buckle, connect the plug and socket to make sure two or more lamps are jointed together, and rotate the buckle 90 degrees to make sure the lamps are connected more firm. ✖ Total 500W max. in series connection.

*60W- For only use with this product connect up to 8 bunches

*80W- For only use with this product connect up to 6 bunches

*100W- For only use with this product connect up to 5 bunches

INSTALLATION INSTRUCTIONS

LED LIGHTS MANUFACTURER

* IMPORTANT

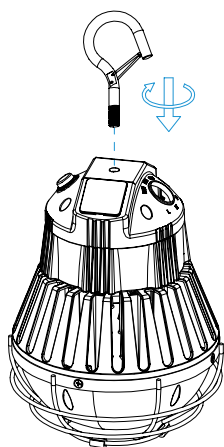
READ CAREFULLY BEFORE INSTALLING FIXTURE. RETAIN THESE INSTRUCTIONS FOR FUTURE REFERENCE.

NGTLIGHT fixtures must be wired by qualified electrician. Proper grounding is required for safety.

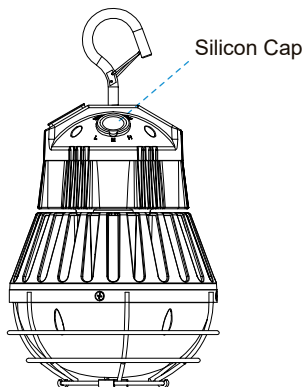
Make sure power is OFF before installing or maintaining fixture.

CAUTION: Be sure fixture temperature is cool enough to touch. Do not clean or maintain while fixture is energized.

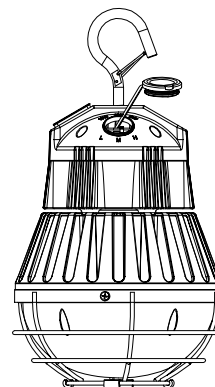
Application: Suitable for construction sites or any other location requiring a temporary light string.



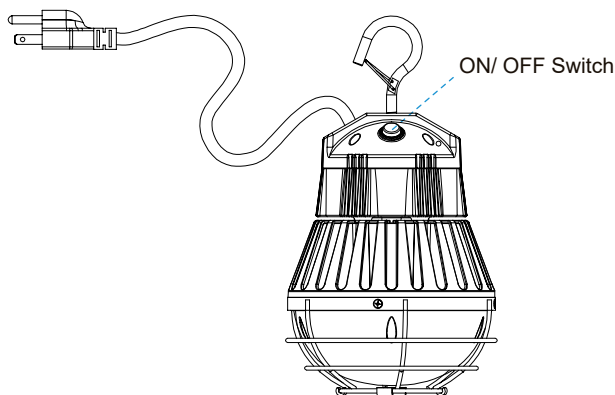
① Tighten hanging hook.



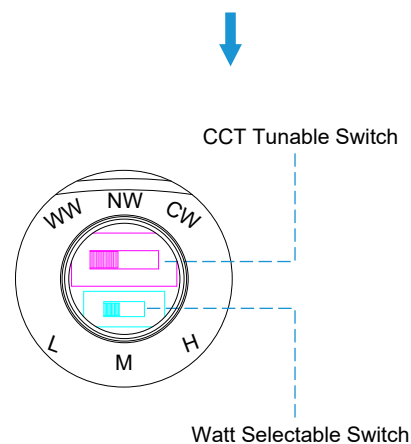
② Remove Silicon Cap.

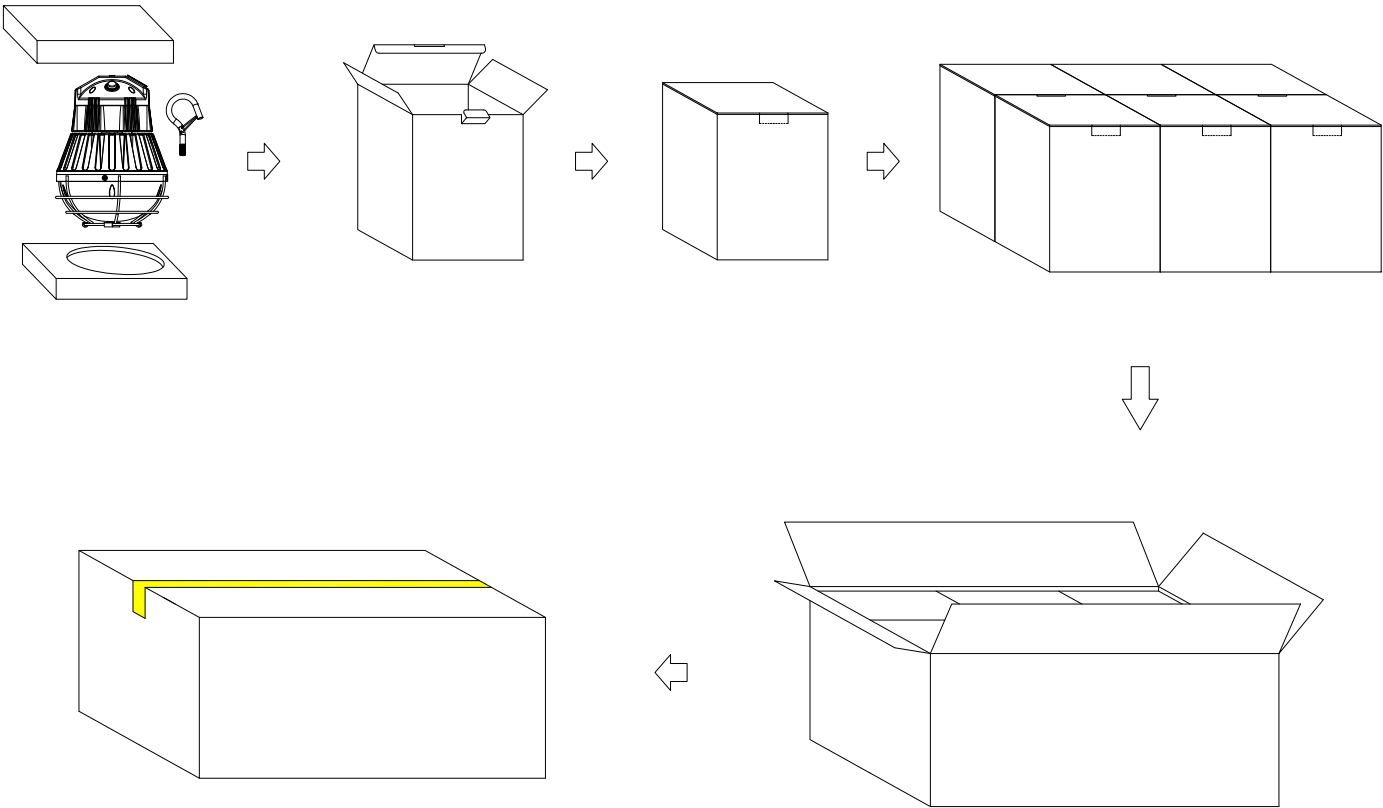


③ Adjust CCT&Watt accordingly.



④ Connect the plug into electricity, turn on the light.





Power	Unit	Size	Gross Weight	Volume
NG-LTW-60W	1 PC	206x176x263mm/ 8.11**6.93**10.35"	2.4 KG/ 5.29 lbs	0.0095m³
NG-LTW-80W	6 PCS	560x440x280mm/ 22.05**17.32**11.02"	15.5 KG/ 34.17 lbs	0.069m³
NG-LTW-100W				